






# SPECIALISED MINING CABLES

<p>TF KABLE 3 TEXOPRENE SCOOP 640/1100 V</p>  <p>TRM TRMC TRSS SCOOP</p>	<p>TF KABLE 3 TEXOPRENE SANS 1520-1 640/1100 V 1900/3300 V</p>  <p>TYPE 41 TYPE 61 TYPE 63</p>
<p>TF KABLE 3 TEXOPRENE SANS 1520-2 3.8/6.6 V 6.35/11 V</p>  <p>TYPE 66 TYPE 66 ECC TYPE 611 TYPE 611 ECC</p>	<p>TF KABLE 3 TEXOPRENE SANS 1520-2 12.7/22 V 19.0/33 V</p>  <p>TYPE 622 TYPE 622 ECC TYPE 633 TYPE 633 ECC</p>

## OUR LATEST INNOVATION

Flexible, reflective or neon TPU sheathed screened mining cables. High abrasion and tensile pull properties.



## Manufacturer of flameproof and explosion proof products

Proof Engineering specialises in the design and manufacture of innovative flameproof, explosion proof and non-flameproof plugs, sockets, adaptors and cable couplers for the mining and tunneling industries. The range includes 0.6 kV through to 35kV, 120A through 800A couplers in a variation of configurations i.e. plugs, sockets, adaptors, as well as a PLM aluminium range that meets international specifications for hazardous and non-hazardous areas.

In addition, we are able to offer our customers:

- ✓ Fitment of the connectors to the cable when purchased as a complete set
- ✓ Comprehensive design capabilities (inclusive of unique or special designs to suit specific applications)
- ✓ Fully equipped in-house foundry and machining capacity
- ✓ State-of-the-art machining CNC machining


## PROOF MINING CONNECTORS

PROOF ENGINEERING  
A division of Hudaco  
JHB (HO): 011 824 1146  
Fax: 011 824 1237  
Email: proofeng@mweb.co.za  
Web: www.proofeng.co.za

MANUFACTURING FACILITY  
No 368 Sifon Street  
Robertville, Roodepoort, 1709



# PROOF MINING CONNECTORS



300A/400A 6.6kV  
Half Coupler & Adaptor



## 300A 6.6kV HALF COUPLER & ADAPTOR

### 300A 6.6kV BOLTED ADAPTOR

#### Technical Data

##### Adaptor, Electrical

- ✓ Cable entry for SWA or UA
- ✓ Contact quantity & type: 3 Pin & 1 pilot
- ✓ Connector type: Half Coupler
- ✓ Current rating: 300A
- ✓ Flameproof certified
- ✓ Housing: Brass or Pro-Alloy
- ✓ Phase conductors: Copper
- ✓ Pilot: Brass
- ✓ Tails can be fitted in-house
- ✓ Silicone insulator
- ✓ Voltage: 6600V
- ✓ Certified to SANS IEC60079-0-1, BS 3905 & SANS 1489
- ✓ Atex approved



### 300A 6.6kV BOLTED HALF COUPLER

#### Technical Data

##### Coupler, Electrical

- ✓ Cable entry for SWA or UA
- ✓ Contact quantity & type: 3 Pin & 1 pilot
- ✓ Connector type: Half Coupler
- ✓ Current rating: 300A
- ✓ Flameproof certified
- ✓ Housing: Brass or Pro-Alloy
- ✓ Phase conductors: Copper
- ✓ Pilot: Brass
- ✓ Silicone insulator
- ✓ Voltage: 6600V
- ✓ Certified to SANS IEC60079-0-1 & BS 3905 & SANS 1489
- ✓ Atex approved

## 400A 6.6kV HALF COUPLER & ADAPTOR

### 400A 6.6kV BOLTED ADAPTOR

#### Technical Data

##### Adaptor, Electrical

- ✓ Cable entry for SWA or UA
- ✓ Complete phase segregation, no phase-to-phase failures
- ✓ Contact quantity & type: 3 Pin & 1 pilot
- ✓ Connector type: Half coupler
- ✓ Current rating: 400A
- ✓ Flameproof certified
- ✓ Housing: Brass or Pro-Alloy
- ✓ Individually screened insulators
- ✓ Phase conductors: Copper
- ✓ Pilot: Brass
- ✓ Tails can be fitted in-house
- ✓ Voltage: 6600V
- ✓ Certified to SANS IEC60079-0-1 & SANS 1489



### 400A 6.6kV BOLTED HALF COUPLER

#### Technical Data

- ✓ Cable entry for SWA or UA
- ✓ Complete phase segregation, no phase-to-phase failures
- ✓ Contact quantity & type: 3 Pin & 1 pilot
- ✓ Connector type: Half coupler
- ✓ Current rating: 400A
- ✓ Flameproof certified
- ✓ Housing: Brass or Pro-Alloy with longer body (larger cable)
- ✓ Individually screened insulators
- ✓ Phase conductors: Copper
- ✓ Pilot: Brass
- ✓ Tails can be fitted in-house
- ✓ Voltage: 6600V
- ✓ Certified to SANS IEC60079-0-1 & SANS 1489



#### Features and Benefits

##### 6.6kV 300A

- Available in Pro-Alloy anti-theft material
- Cable entry for SWA or UA
- Grommets cut to size
- Grub or crimp contact pins
- Silicone insulators

##### 6.6kV 400A

- Available in Pro-Alloy anti-theft material
- Grubscrew or crimp type connectors
- Individually screened contacts
- Silicone connecting sleeves (Reduces air with the joint)

#### Applications

- Power supply to underground machines
- Power supply to surface-to-underground machines

#### After Sales Service Solutions

- Coupler repair services (on request)
- Spares locally manufactured (ex-stock)
- Technical back-up and support 24/7
- Termination of the cable into the coupler is available
- Training on terminating the coupler (on request)